




Sophia M 22

Step inside this home and the sleek modern interior creates an instant impression: it's a celebration of natural materials, symmetry and a seamless flow from the inside to the outside. The master suite includes an ensuite and huge walk-in robe, and there are three more comfortable bedrooms and a study nook, plus the option of using bedroom four as a multi-purpose room. The central hub of the home is the open plan family, dining and kitchen space leading straight to the outdoor entertaining space.

 FRONTAGE	12.5m
 TOTAL FLOOR AREA	212m ²
 EXTERNAL DIMENSIONS	20.43m x 11.3m

 4

 1

 2

 1

 2



Your dream home starts here.

